



Wall: Oyster 120x120 | Floor: Graphite 120x120

DEEPSTONE

STONE'S CORE UNVEILED

DEEPSTONE



Sand Taupe Lunar Iron Oyster Graphite

HYPER DEEPSTONE



Hyper Platinum Hyper Shell Hyper Lava Hyper Obsidian

Deepstone dà vita a un'originale miscela minerale: un effetto pietra attentamente calibrato sia a livello grafico che cromatico, in cui le tonalità scure dell'ardesia ligure incontrano le calde sfumature delle ardesie brasiliane, caratterizzate da sfumature policromi dall'aspetto organico e naturale.

Deepstone propose un original mélange minéral : un effet pierre présentant un merveilleux équilibre graphique et chromatique, dans lequel les tonalités foncées de l'ardoise de Ligurie se mêlent aux chaudes nuances des ardoises brésiliennes, caractérisées par des colorations polychromes à l'aspect organique et naturel.

Deepstone forms an original blend of minerals: a stone effect with carefully calibrated patterning and colour, where the dark shades of slates from Liguria meet the warm hues of those from Brazil, characterised by multicolour graduated tones with an organic, natural air.

Deepstone bietet einen originellen Steinmix: eine grafisch wie chromatisch fein ausgewogene Natursteinoptik, wo dunkle Farbtöne von ligurischem Schieferstein auf warme Nuancen von Schieferstein aus Brasilien treffen, der mit organisch und natürlich wirkenden polychromen Partien aufwartet.

SIZES:

THICKNESS
12
MM

R10 A+B

DEEPSTONE



160x320

THICKNESS
6
MM

R10 A+B




120x278
NATURALE

THICKNESS
9
MM

R10 A+B

R11 A+B+C
ANTISLIP


DEEPSTONE




120x120
NATURALE



60x120
NATURALE
ANTISLIP



60x120
3D PEAK



100x100
NATURALE



60x60
NATURALE
ANTISLIP




30x60
NATURALE
ANTISLIP

THICKNESS
9
MM


R10 A+B

R11 A+B+C
ANTISLIP

DEEPSTONE HYPER



120x120
NATURALE



60x120
NATURALE
ANTISLIP



60x60
NATURALE




30x60
NATURALE
ANTISLIP

THICKNESS
20
MM


R11 A+B+C

OutWalk 20
MM


DEEPSTONE



120x120x2



60x120x2




100x100x2




60x60x2

DEEPSTONE HYPER



120x120x2



60x120x2



60x60x2

COLORS: 6+4



SURFACES:



NATURALE 6MM



NATURALE 9MM



ANTISLIP



20 MM

DEEPSTONE

Le sei tonalità Deepstone riflettono il carattere più equilibrato della collezione, una fusione di ardesia ligure e brasiliana state che coglie le screziature, le venature e i cromatismi neutri, incarnando i valori estetici del mondo della progettazione contemporanea più rigorosa ed essenziale.

The six Deepstone shades provide the collection's underlying harmony: a fusion of Ligurian and Brazilian slates that embraces all the stones' mottling, vein patterns and neutral colouring, embodying the aesthetic values of the most severe, immaculate contemporary architecture.

Les six nuances Deepstone expriment le caractère le plus équilibré de la collection, un mélange d'ardoises ligures et brésiliennes avec des marbrures, des veinages et des colorations neutres incarnant les valeurs esthétiques du design contemporain le plus rigoureux et essentiel.

Die sechs Farbstellungen von Deepstone bringen den ausgewogenen Charakter der Kollektion zum Ausdruck, deren Mix aus ligurischem und brasilianischem Schieferstein die Sprenkelungen, Äderungen und neutralen Farben der Materialvorlage aufgreift und in strengster, puristischer Weise die ästhetischen Werte der modernen Planungswelt interpretiert.

DEEPSTONE HYPER

Le 4 versioni Hyper esprimono il temperamento indomito delle due pietre di riferimento. Le intense sfumature cromatiche e le fiammature minerali riflettono superfici variegata progettate per ottenere un perfetto equilibrio d'insieme. Hyper seduce il design e l'architettura evocando forza e incorruttibilità.

The 4 Hyper versions convey the untamed power of the two inspiration stones. The intense colour highlights and mineral stippling reflect variegated surfaces designed to achieve a perfectly balanced overall effect. Hyper seduces design and architecture, evoking strength and incorruptibility.

Les 4 versions Hyper expriment le tempérament indompté des deux pierres de référence. Les intenses nuances et les effets flammés des minéraux forment des surfaces bigarrées visant un parfait équilibre d'ensemble. Hyper séduit le design et l'architecture en faisant preuve de puissance et d'incorrupibilité.

Die vier Versionen Hyper spiegeln das ungezähmte Temperament der zwei Originalgesteine wider. Die kräftigen Farbschattierungen und die mineralischen Flammungen erzeugen facettenreiche Materialbilder, die sich zu einem ausgewogenen Ganzen fügen. Mit der Ausstrahlung von Kraft und Widerstandsfähigkeit erobert sich Hyper das Design und die Architektur.



Wall: Iron 120x278x0,6



LA TECNOLOGIA AL SERVIZIO DELLA BELLEZZA E DELLE PRESTAZIONI. Un'estetica elegante e autentica, frutto di Deep Tech, un'innovativa tecnologia decorativa in grado di creare effetti tridimensionali in corrispondenza delle venature, a cui dà risalto con applicazioni brillanti. Un effetto pietra dalle intense suggestioni tattili e visive, che trasmettono un forte senso di naturalità.

LA TECHNOLOGIE AU SERVICE DE LA BEAUTÉ ET DES PERFORMANCES. Une esthétique élégante et authentique, le fruit de Deep Tech, une extraordinaire technologie de décoration en mesure de créer des effets tridimensionnels au niveau du veinage, rehaussés par des applications brillantes. Un effet pierre exerçant d'intenses fascinations tactiles et visuelles, qui dégagent une forte sensation de naturel.

DEEP TECH
TECHNOLOGY
AT THE SERVICE
OF BEAUTY AND
PERFORMANCE.

An elegant, authentic aesthetic achieved with Deep Tech, an innovative decorative technology that creates three-dimensional effects that match the vein patterns and emphasises them with gleaming applications. A stone effect strongly natural in its powerful look and feel.

TECHNOLOGIE IM DIENST VON ÄSTHETIK UND FUNKTIONALITÄT. Das elegante, authentische Erscheinungsbild ist dem innovativen Dekorationsverfahren Deep Tech zu verdanken, das an geäderten Stellen 3D-Effekte erzeugt, die mit glänzenden Beschichtungen betont werden. Die Natursteinoptik mit einer prägnanten taktilen und visuellen Wirkung vermittelt einen starken Eindruck von Natürlichkeit.



Sand

DEEP TECH
 SEDUCTIVE ULTRA
 MATT SUPER
 REALISTIC SURFACES.

SEDUCENTI SUPERFICI ULTRA OPACHE E IPERREALISTICHE.
 SÉDUISANTES SURFACES ULTRA MATES ET HYPERRÉALISTES.
 REIZVOLLE EXTRAMATTE, ÜBERREALISTISCHE OPTIK.



Wall: Sand 120x278x0,6 | Sand 3D Peak 60x120 | Taupe 120x120
 Washbasin: Sand 120x278x0,6
 Floor: Sand 120x120 | Taupe 120x120
 Shower Tray 90x120x3,5: Sand

Il sorprendente realismo dato dalla tecnologia Deep Tech è esaltato dalla seducente opacità della superficie, un altro traguardo dell'intensa attività di ricerca condotta da NovaBell su smalti, materie prime e processi produttivi. Infine, l'estrema morbidezza al tatto della finitura naturale svela un'elevata resistenza allo scivolamento.

Le surprenant réalisme proposé par la technologie Deep Tech est exalté par la séduisante matité de la surface, un autre pas en avant dans l'intense activité de recherche menée par NovaBell sur les émaux, les matières premières et les techniques de production. De plus, l'extraordinaire douceur au toucher de la finition naturelle dissimule une incroyable résistance à la glissance.

The breathtaking realism achieved by the Deep Tech technology is enhanced by the seductively matt surfaces, another milestone from NovaBell's intensive research into glazes, raw materials and production processes. What's more, the extremely soft-touch feel of the natural finish reveals a high degree of slip resistance.

Der erstaunliche Realismus, den die Deep Tech-Technologie erzeugt, wird durch die verführerische Mattheit der Oberfläche betont, die ebenfalls der intensiven Forschung und Entwicklung von NovaBell zum Thema Glasuren, Rohstoffe und Herstellungsprozesse zu verdanken ist. Die extrem weiche Haptik der natürlichen Oberflächenvariante weist zudem eine hohe Rutschhemmung auf.

OutWalk ²⁰_{MM}

A TASTEFUL STONE LOOK
WITH AN IMMACULATE
PERSONALITY.

UN LOOK PIETRA EQUILIBRATO DALLA PERSONALITÀ ESSENZIALE.
UN LOOK PIERRE ÉQUILIBRÉ AU CARACTÈRE MINIMALISTE.
EIN AUSGEWOGENER UND PURISTISCHER NATURSTEINLOOK.



Wall: Sand 120x278x0,6 | Taupe Copertina 20MM 30x120x2
Floor: Sand 20MM 60x120x2
Gradino Elle 20MM 30x120x6,5 | Gradino Angolo Elle 20MM DX/SX 30x120x6,5



Lunar 3D Peak 60x120

3D PEAK
A DECORATIVE
MODULE WITH
EXQUISITE
TACTILE RELIEF.

UN MODULO DECORATIVO CON UN RAFFINATO RILIEVO MATERICO. La struttura decorativa 3D Peak è un altro esempio dello straordinario livello di realismo raggiunto dalla collezione. La texture grafica, infatti, asseconda il rilievo del motivo canneté, aumentando la percezione di tridimensionalità.

UN MODULE DÉCORATIF AVEC UN RAFFINÉ RELIEF À EFFET DE MATIÈRE. La structure ornementale 3D Peak est un autre exemple de l'extraordinaire niveau de réalisme atteint par la collection. En effet, la texture graphique intensifie le relief du motif canneté, augmentant ainsi la perception de tridimensionnalité.

The 3D Peak decorative structure is another example of the extraordinary level of realism this collection achieves. The texture of the patterning mirrors the ribbed motif to enhance the perceived three-dimensionality.

EIN DEKORMODUL MIT EINEM ELEGANTEN MATERIALBETONENDEN RELIEF. Das Dekor 3D Peak ist ein weiteres Beispiel für den herausragenden Realismus der Kollektion. Die grafische Textur folgt dem gerippten Relief, was die plastische Wirkung verstärkt.



OVERSIZE
NATURAL-TECH SURFACES

OVERSIZE
120x278x0,6 cm
DESIGN
WITHOUT
LIMITS.

Oversize combina l'eccezionalità delle sue dimensioni con uno spessore ridottissimo. Supera il concetto stesso di formato ceramico a favore di superfici che, grazie alla loro estensione, valorizzano le qualità estetiche dell'effetto pietra.

Oversize combines its exceptional dimensions with extreme thinness. It leaves the concept of the ceramic tile behind, progressing to that of surfaces with dimensions which reveal all the beauty of the stone effect.

Oversize associe ses dimensions exceptionnelles avec une épaisseur extrêmement réduite. Le concept de format céramique est transcendé en faveur des surfaces qui, en raison de leur extension, exaltent les qualités esthétiques de l'effet pierre.

Oversize kombiniert großzügige Abmessungen mit einer geringen Materialstärke. Das Konzept vom Format wird zugunsten von Belagelementen überwunden, die dank ihrer Größe die visuellen Vorzüge der Natursteinoptik zur Geltung bringen.

Wall: Lunar 120x278x0,6 | Taupe 60x120 | Taupe 3D Peak 60x120
Floor: Lunar 120x120 | Table: Lunar 160x320x1,2





Wall: Iron 120x278x0,6 | Counter Top: Lunar 160x320x1,2 | Floor: Iron 120x120 | Floor out: Lunar 20MM 60x120x2

“A SPACCO”:
THE REVOLUTIONARY
RELIEF TECHNOLOGY
ON 6 MM THICK SLABS.

OVERSIZE
NATURAL-TECH SURFACES



LA RIVOLUZIONARIA TECNOLOGIA TRIDIMENSIONALE SU LASTRE IN SPESSORE 6 MM. A differenza della maggior parte delle grandi lastre sottili, Oversize presenta sensibili effetti di rilievo ispirati alla finitura “a spacco” tipica dell’ardesia naturale. La struttura scolpita sulla lastra ha un profilo smussato e un andamento delicato, lasciando la superficie morbida al tatto.

Unlike most slimline large slabs, Oversize has noticeable relief effects inspired by the “split” finish typical of natural slate. The structure carved into the slab has a bevelled profile and subtle variation, creating a soft-touch surface.

LA RÉVOLUTIONNAIRE TECHNOLOGIE TRIDIMENSIONNELLE SUR DALLES DE 6 MM D’ÉPAISSEUR. Contrairement à la plupart des grandes dalles de fine épaisseur, Oversize présente de remarquables effets de relief inspirés de la finition « clivée » typique de l’ardoise naturelle. La structure sculptée sur la dalle affiche un profil arrondi et un développement délicat, en laissant la surface douce au toucher.

DIE REVOLUTIONÄRE 3D-TECHNOLOGIE AUF 6 MM STARKEN PLATTEN. Im Unterschied zu den meisten dünnen Großformaten weist Oversize eine deutliche Reliefoptik auf, die von der typischen „Spaltoberfläche“ natürlichen Schiefersteins inspiriert ist. Das Relief der Platte mit weichem Profil und sanfter Linienführung besticht mit einer weichen Haptik.

HYPER DEEPSTONE EXPRESSING CHROMATIC POWER AND MINERAL CONTRASTS.

ESPRIME FORZA CROMATICA E CONTRASTI MINERALI.
PUISSANCE CHROMATIQUE ET CONTRASTES MINÉRAUX.
KRÄFTIGE FARBEN UND MINERALISCHE KONTRASTE.



Wall: Hyper Platinum 60x120 | 120x120 | Floor: Hyper Lava 120x120 | Wall out: Hyper Lava 20MM 60x120x2 | Floor out: Hyper Lava 20MM 60x120x2




120x278 - 48"x109"^{1/2}
DPS LA14 Sand Rettificato 01
1140



120x120 - 48"x48"
DPS 184R Sand Rettificato 02
1110



30x60 - 12"x24"
DPS 46RT Sand Rett. 07
1040



60x60 - 24"x24"
DPS 40RT Sand Rett. 03
1065



100x100 - 39"x39"
DPS 104R Sand Rettificato 02
1090



60x120 - 24"x48"
DPS 42RT Sand Rettificato 02
1075



60x120 - 24"x48"
DPS 45RT 3D Peak Sand Rettificato 02
1085



30x120 - 12"x48"
DPS 449N Wand Sand 04
3155




ANTISLIP
R11 A+B+C


30x60 - 12"x24"
DPS 46AS Sand Antislip Rett. 07
1040

60x60 - 24"x24"
DPS 40AS Sand Antislip Rett. 03
1065

60x120 - 24"x48"
DPS 42AS Sand Antislip Rettificato 02
1075



30x30 - 12"x12"
DPS 445N Mos.5x5 Sand 10
3115



30x30 - 12"x12"
DPS 447N Stick Sand 10
3180



30x30 - 12"x12"
DPS 448N Listelli Sand 10
3185



30x60 - 12"x24"
DPS 446N Mattoncino Sand 04
3180



120x120 - 48"x48"
DPS 185R Taupe Rettificato 02
1110



30x60 - 12"x24"
DPS 56RT Taupe Rett. 07
1040



60x60 - 24"x24"
DPS 50RT Taupe Rett. 03
1065




60x120 - 24"x48"
DPS 52RT Taupe Rettificato 02
1075




60x120 - 24"x48"
DPS 55RT 3D Peak Taupe Rettificato 02
1085



30x120 - 12"x48"
DPS 559N Wand Taupe 04
3155



30x30 - 12"x12"
DPS 555N Mos.5x5 Taupe 10
3115



30x30 - 12"x12"
DPS 557N Stick Taupe 10
3180



30x30 - 12"x12"
DPS 558N Listelli Taupe 10
3185




30x60 - 12"x24"
DPS 556N Mattoncino Taupe 04
3180

GROUTS	
	KERAKOLL 06+44
	MAPEI 110+187
	LATICRETE 78


OUT
WALK
20MM




120x120 - 48"x48"
DPS 412R Sand 20 MM Rettificato 01
1140



60x120 - 24"x48"
DPS 462R Sand 20 MM Rett. 01
1125



100x100 - 39"x39"
DPS 124R Sand 20 MM Rettificato 01
1135



60x60 - 24"x24"
DPS 460R Sand 20 MM Rett. 02
1115



120x120 - 48"x48"
DPS 512R Taupe 20 MM Rettificato 01
1140




60x120 - 24"x48"
DPS 562R Taupe 20 MM Rett. 01
1125



60x60 - 24"x24"
DPS 560R Taupe 20 MM Rett. 02
1115

OUT
WALK
20MM



120x278 - 48"x109"^{1/2}
DPS LA18 Lunar Rettificato **01** **1140**

120x120 - 48"x48"
DPS 188R Lunar Rettificato **02** **1110**

60x120 - 24"x48"
DPS 82RT Lunar Rettificato **02** **1075**

60x120 - 24"x48"
DPS 85RT 3D Peak Lunar Rettificato **02** **1085**

30x60 - 12"x24"
DPS 86RT Lunar Rett. **07** **1040**

60x60 - 24"x24"
DPS 80RT Lunar Rett. **03** **1065**

100x100 - 39"x39"
DPS 108R Lunar Rettificato **02** **1090**

60x120 - 24"x48"
DPS 889N Wand Lunar **04** **3165**


30x30 - 12"x12"
DPS 885N Mos.5x5 Lunar **10** **3115**

30x30 - 12"x12"
DPS 887N Stick Lunar **10** **3180**

30x30 - 12"x12"
DPS 888N Listelli Lunar **10** **3135**

30x60 - 12"x24"
DPS 886N Mattoncino Lunar **04** **3180**

GROUTS	
KERAKOLL	03
MAPEI	103+111
LATICRETE	16



60x120 - 24"x48"
DPS 862R Lunar 20 MM Rett. **01** **1125**

100x100 - 39"x39"
DPS 128R Lunar 20 MM Rettificato **01** **1135**

60x60 - 24"x24"
DPS 860R Lunar 20 MM Rett. **02** **1115**

OUT WALK 20MM



120x278 - 48"x109"^{1/2}
DPS LA11 Iron Rettificato **01** **1140**

120x120 - 48"x48"
DPS 181R Iron Rettificato **02** **1110**

60x120 - 24"x48"
DPS 12RT Iron Rettificato **02** **1075**

60x60 - 24"x24"
DPS 10AS Iron Antislip Rett. **03** **1065**

60x120 - 24"x48"
DPS 10AS Iron Antislip Rettificato **02** **1075**

30x60 - 12"x24"
DPS 16AS Iron Antislip Rett. **07** **1040**

30x60 - 24"x24"
DPS 16RT Iron Rett. **07** **1040**

60x60 - 24"x24"
DPS 10RT Iron Rett. **03** **1065**

30x30 - 12"x12"
DPS 115N Mos.5x5 Iron **10** **3115**

30x30 - 12"x12"
DPS 117N Stick Iron **10** **3180**

30x30 - 12"x12"
DPS 118N Listelli Iron **10** **3135**

30x60 - 12"x24"
DPS 116N Mattoncino Iron **04** **3180**

60x120 - 24"x48"
DPS 12AS Iron Antislip Rettificato **02** **1075**

GROUTS	
KERAKOLL	06
MAPEI	110
LATICRETE	89



OUT WALK 20MM





60x120 - 24"x48"
DPS 162R Iron 20 MM Rett. **01** **1125**



60x60 - 24"x24"
DPS 160R Iron 20 MM Rett. **02** **1115**

GROUTS	
KERAKOLL	08
MAPEI	112
LATICRETE	60





120x120 - 48"x48"
DPS 182R Oyster Rettificato  





30x60 - 12"x24"
DPS 26RT Oyster Rett.  






60x60 - 24"x24"
DPS 20RT Oyster Rett.  






100x100 - 39"x39"
DPS 102R Oyster Rettificato  





60x120 - 24"x48"
DPS 22RT Oyster Rettificato  






30x30 - 12"x12"
DPS 225N Mos.5x5 Oyster  





30x30 - 12"x12"
DPS 227N Stick Oyster  




30x30 - 12"x12"
DPS 228N Listelli Oyster  



30x60 - 12"x24"
DPS 226N Mattoncino Oyster  

GROUTS	
KERAKOLL	11
MAPEI	119
LATICRETE	22



120x120 - 48"x48"
DPS 189R Graphite Rettificato  






30x60 - 12"x24"
DPS 96RT Graphite Rett.  






60x60 - 24"x24"
DPS 90RT Graphite Rett.  





60x120 - 24"x48"
DPS 92RT Graphite Rettificato  





30x30 - 12"x12"
DPS 995N Mos.5x5 Graphite  





30x30 - 12"x12"
DPS 997N Stick Graphite  



30x30 - 12"x12"
DPS 998N Listelli Graphite  





30x60 - 12"x24"
DPS 996N Mattoncino Graphite  

OUT
WALK
20MM



120x120 - 48"x48"
DPS 212R Oyster 20 MM Rettificato  





60x120 - 24"x48"
DPS 262R Oyster 20 MM Rett.  



100x100 - 39"x39"
DPS 122R Oyster 20 MM Rettificato  



60x60 - 24"x24"
DPS 260R Oyster 20 MM Rett.  

OUT
WALK
20MM



60x120 - 24"x48"
DPS 962R Graphite 20 MM Rettificato  



60x60 - 24"x24"
DPS 960R Graphite 20 MM Rettificato  

Hyper Platinum



120x120 - 48"x48"
DPSH 188R Hyper Platinum Rettificato



30x60 - 12"x24"
DPSH 86RT Hyper Platinum Rett.



60x60 - 24"x24"
DPSH 80RT Hyper Platinum Rett.



60x120 - 24"x48"
DPSH 82RT Hyper Platinum Rettificato




30x30 - 12"x12"
DPSH 885N Mos.5x5 Hyper Platinum



30x30 - 12"x12"
DPSH 887N Stick Hyper Platinum



30x30 - 12"x12"
DPSH 888N Listelli Hyper Platinum



30x60 - 12"x24"
DPSH 886N Mattoncino Hyper Platinum



GROUTS

KERAKOLL 03

MAPEI 111

LATICRETE 16

Hyper Shell



120x120 - 48"x48"
DPSH 184R Hyper Shell Rettificato



30x60 - 12"x24"
DPSH 46RT Hyper Shell Rett.



60x60 - 24"x24"
DPSH 40RT Hyper Shell Rett.



100x100 - 39"x39"
DPSH 104R Hyper Shell Rettificato




60x120 - 24"x48"
DPSH 42RT Hyper Shell Rettificato

30x60 - 12"x24"
DPSH 46AS Hyper Shell Antislip Rettificato

ANTISLIP
ANTISLIP
R11 A+B+C

60x120 - 24"x48"
DPSH 42AS Hyper Shell Antislip Rettificato




30x30 - 12"x12"
DPSH 445N Mos.5x5 Hyper Shell



30x30 - 12"x12"
DPSH 447N Stick Hyper Shell



30x30 - 12"x12"
DPSH 448N Listelli Hyper Shell



30x60 - 12"x24"
DPSH 446N Mattoncino Hyper Shell



GROUTS

KERAKOLL 43

MAPEI 123+103

LATICRETE 17


OUT
WALK
20MM



60x120 - 24"x48"
DPSH 462R Hyper Shell 20 MM Rettificato



100x100 - 39"x39"
DPSH 124R Hyper Shell 20 MM Rettificato



60x60 - 24"x24"
DPSH 460R Hyper Shell 20 MM Rettificato

Hyper Lava



GROUTS

KERAKOLL 06

MAPEI 110+112


LATICRETE 78



120x120 - 48"x48"
DPSH 185R Hyper Lava Rettificato



30x60 - 12"x24"
DPSH 56RT Hyper Lava Rett.



60x60 - 24"x24"
DPSH 50RT Hyper Lava Rett.




100x100 - 39"x39"
DPSH 105R Hyper Lava Rettificato




60x120 - 24"x48"
DPSH 52RT Hyper Lava Rettificato

30x60 - 12"x24"
DPSH 56AS Hyper Lava Antislip Rettificato

60x120 - 24"x48"
DPSH 52AS Hyper Lava Antislip Rettificato



30x30 - 12"x12"
DPSH 555N Mos.5x5 Hyper Lava



30x30 - 12"x12"
DPSH 557N Slick Hyper Lava



30x30 - 12"x12"
DPSH 558N Listelli Hyper Lava



30x60 - 12"x24"
DPSH 556N Mattoncino Hyper Lava



60x120 - 24"x48"
DPSH 562R Hyper Lava 20 MM Rettificato



100x100 - 39"x39"
DPSH 125R Hyper Lava 20 MM Rettificato



60x60 - 24"x24"
DPSH 560R Hyper Lava 20 MM Rettificato

OUT WALK 20MM

Hyper Obsidian



GROUTS

KERAKOLL 07+08

MAPEI 187+113

LATICRETE 78+60



120x120 - 48"x48"
DPSH 189R Hyper Obsidian Rettificato



30x60 - 12"x24"
DPSH 96RT Hyper Obsidian Rett.



60x60 - 24"x24"
DPSH 90RT Hyper Obsidian Rett.



60x120 - 24"x48"
DPSH 92RT Hyper Obsidian Rettificato



30x30 - 12"x12"
DPSH 995N Mos.5x5 Hyper Obsidian



30x30 - 12"x12"
DPSH 997N Slick Hyper Obsidian



30x30 - 12"x12"
DPSH 998N Listelli Hyper Obsidian



30x60 - 12"x24"
DPSH 996N Mattoncino Hyper Obsidian



120x120 - 48"x48"
DPSH 912R Hyper Obsidian 20 MM Rettificato



60x120 - 24"x48"
DPSH 962R Hyper Obsidian 20 MM Rettificato



60x60 - 24"x24"
DPSH 960R Hyper Obsidian 20 MM Rettificato

OUT WALK 20MM



Wall: Hyper Shell 30x60 | Floor: Hyper Shell 120x120

COLLECTION OVERVIEW

	12MM		6MM		9MM						20MM			
	160x320	120x278	120x120	100x100	60x120		60x60		30x60		120x120	60x120	100x100	60x60
	Non rettificato	Rettificato	Rettificato	Rettificato	Rettificato		Rettificato		Rettificato		Rettificato	Rettificato	Rettificato	Rettificato
	Naturale	Naturale	Naturale	Naturale	Naturale	Antislip	Naturale	Antislip	Naturale	Antislip	Outwalk	Outwalk	Outwalk	Outwalk
20	01 1140	02 1110	02 1090	02 1075	02 1075	03 1065	03 1065	07 1040	07 1040	01 1140	01 1125	01 1135	02 1115	
SAND	-	DPS LA14	DPS 184R	DPS 104R	DPS 42RT*	DPS 42AS	DPS 40RT*	DPS 40AS	DPS 46RT*	DPS 46AS	DPS 412R	DPS 462R*	DPS 124R	DPS 460R*
LUNAR	DPS LA28	DPS LA18	DPS 188R	DPS 108R	DPS 82RT*	-	DPS 80RT*	-	DPS 86RT*	-	-	DPS 862R*	DPS 128R	DPS 860R*
IRON	-	DPS LA11	DPS 181R	-	DPS 12RT*	DPS 12AS	DPS 10RT*	DPS 10AS	DPS 16RT*	DPS 16AS	-	DPS 162R*	-	DPS 160R*
OYSTER	-	-	DPS 182R	DPS 102R	DPS 22RT*	-	DPS 20RT*	-	DPS 26RT*	-	DPS 212R	DPS 262R*	DPS 122R	DPS 260R*
TAUPE	-	-	DPS 185R	-	DPS 52RT*	-	DPS 50RT*	-	DPS 56RT*	-	DPS 512R	DPS 562R*	-	DPS 560R*
GRAPHITE	-	-	DPS 189R	-	DPS 92RT	-	DPS 90RT	-	DPS 96RT	-	-	DPS 962R	-	DPS 960R
HYPER SHELL	-	-	DPSH 184R	DPSH 104R	DPSH 42RT	DPSH 42AS	DPSH 40RT	-	DPSH 46RT	DPSH 46AS	-	DPSH 462R*	DPSH 124R	DPSH 460R*
HYPER LAVA	-	-	DPSH 185R	DPSH 105R	DPSH 52RT	DPSH 52AS	DPSH 50RT	-	DPSH 56RT	DPSH 56AS	-	DPSH 562R*	DPSH 125R	DPSH 560R*
HYPER OBSIDIAN	-	-	DPSH 189R	-	DPSH 92RT	-	DPSH 90RT	-	DPSH 96RT	-	DPSH 912R	DPSH 962R	-	DPSH 960R
HYPER PLATINUM	-	-	DPSH 188R	-	DPSH 82RT	-	DPSH 80RT	-	DPSH 86RT	-	-	-	-	-

In fase di certificazione
En phase de certification



Wall: Hyper Shell 30x60