

# LOUNGE

essence of movement



**NovaBell**

**LOUNGE**

**TELLING THE  
STORIES OF  
NEW SURFACES.**

Lounge è la narrazione che si fa superficie, è il racconto di tante storie che si intrecciano per formare un linguaggio estetico innovativo e originale.

Lounge is storytelling transformed into surfaces, countless tales interwoven to form an innovative, original aesthetic language.

Lounge est la narration qui se fait surface, le récit d'innombrables histoires qui s'entrecroisent pour former un langage esthétique innovant et original.

Lounge vereint eine Vielzahl von Inspirationen, die sich zu einer innovativen und originellen Designsprache verknüpfen.

**ENERGETIC MINIMALISM.**

**LA PIETRA, LE INCLUSIONI, LE VENATURE,  
IL METALLO, IL CEMENTO, IL CRAQUELÉ,  
IL COLORE, LE SFUMATURE.**

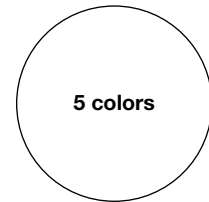
**Lounge è una superficie unica, minimal e piena di energia.**

STONE, INCLUSIONS, VEIN PATTERNS, METAL,  
CONCRETE, CRAQUELURE, COLOURS,  
SHADE VARIATIONS. Lounge is a unique,  
minimal surface brimming with energy.

LA PIERRE, LES INCLUSIONS, LES VEINAGES,  
LE MÉTAL, LE BÉTON, LE CRAQUELÉ, LA  
COULEUR, LES NUANCES : Lounge est une  
surface unique, minimaliste et pleine d'énergie.

STEIN, EINSCHLÜSSE, ÄDERUNGEN, METALL,  
BETON, CRAQUELÉ, FARBE, NUANCEN.  
Lounge besticht durch eine minimalistische  
und zugleich dynamische Optik.

## COLOUR TRENDS.



I 5 colori Lounge descrivono una palette cromatica fatta di affidabilità e calore. I toni sono intimi e luminosi, raccontano le nuove tendenze legate alla neutralità e alla visione di habitat come rifugio.

The 5 Lounge colours speak a chromatic language of warmth and trust. The shades are intimate and luminous, expressing the new trends of neutral hues and the vision of habitat as refuge.

Les 5 couleurs Lounge décrivent une palette chromatique d'où émanent fiabilité et chaleur. Intimes et lumineux, les tons racontent les nouvelles tendances liées à la neutralité et à une vision de l'habitat comme refuge.

Die 5 Farben von Lounge definieren eine solide, warme Farbpalette. Die Farbtöne sind hell und wirken diskret. Sie verkörpern den neuen Trend zu neutralen Wohnfarben und den Stellenwert der Wohnung als Rückzugsort.

## TOUCH THE NATURALNESS.

La superficie Lounge è materica e setosa, insieme alla scultorea Leaf, plasma lo spazio attraverso due valori semplici e potenti: naturalità ed essenzialità.

The Lounge surface is tactile and silky, and with the "sculpted" Leaf it shapes space by means of two simple, powerful values: naturalness and simplicity.

La surface Lounge est chargée de matière, soyeuse. Avec la sculpturale Leaf, elle façonne l'espace à travers deux valeurs simples et puissantes : nature et épure.

Die Oberfläche von Lounge ist materialbetont und seidig. Zusammen mit dem plastischen Effekt von Leaf schafft sie ein ausdrucksstarkes Raumdesign, das sich durch zwei Merkmale auszeichnet: Natürlichkeit und Schlichtheit.

Le forme geometriche decorative esprimono grande coerenza con il design estetico di superficie. I pattern sono grafie astratte, a metà strada tra le cementine handmade e l'audace optical.

The decorative geometric forms participate harmoniously in surfaces' aesthetic design. The patterns are abstract motifs, midway between handmade cement tiles and daring optical effects.

Les formes géométriques décoratives sont en parfaite cohérence avec le design esthétique des surfaces. Les motifs sont formés de graphismes abstraits, à mi-chemin entre les carreaux de ciment faits à la main et l'audace de l'Op Art.

Die dekorativen geometrischen Formen bringen die große Kohärenz zum Oberflächendesign zum Ausdruck. Die Muster bestehen aus abstrakten Grafiken auf halbem Weg zwischen handgefertigten Zementfliesen und mutigem Optical-Look.

**MIX COLD**

30x30







I moduli quadrati 20x20 giocano con i contrasti e le geometrie esatte. Trasformano i volumi architettonici diventando un vero e proprio passe-partout decorativo.

The 20x20 cm square modules make creative use of contrasts and abstract geometric forms. They transform architectural volumes through ever-present decoration.

Les modules carrés 20x20 cm jouent avec les contrastes et les motifs géométriques précis. Ils transforment les volumes architecturaux, devenant ainsi un élément décoratif universel à part entière.

Die quadratischen Module 20x20 cm spielen mit Kontrasten und klaren Geometrien. Sie geben Räumen ein neues Gesicht und werden regelrecht zu einem dekorativen Allround-Talent.





## OUTDOOR SURFACES CHOOSE ESSENTIALITY.

Le superfici OutWalk in spessore 20 mm sono perfettamente coordinate a quelle da interno. La qualità minerale della superficie e i colori naturali raccontano un linguaggio estetico che ispira un rinnovato senso minimalista.

The OutWalk surfaces in the 20 mm thickness match the indoor surfaces to perfection. The surface's mineral quality and natural colours express themselves in an aesthetic language that inspires a renewed minimalism.

Les surfaces OutWalk en épaisseur 20 mm sont parfaitement coordonnées aux surfaces intérieures. La qualité minérale de la surface et ses couleurs naturelles parlent un langage esthétique qui suscite le regain d'une sensation minimaliste.

Die Flächenbeläge OutWalk in Stärke 20 mm sind perfekt auf die für den Innenbereich abgestimmt. Der mineralische Charme der Oberflächen und die natürlichen Farben sprechen eine Sprache, die ein neues minimalistisches Design inspiriert.




## RATIONAL, CONSISTENT, MADE FOR OUTDOORS.

Lounge è la superficie fatta per l'esterno. Una texture naturale che proietta intorno a sé rigore e precisione. Una grafica leggera ma presente, ideale in ambito residenziale e in contesti contract.

Lounge is the surface made for outdoors. A natural texture that creates a mood of simple elegance and precision. Subtle but continual patterning, ideal in residential locations and contract projects.

Lounge est la surface faite pour l'extérieur. Une texture naturelle qui projette autour d'elle rigueur et précision. Un graphisme léger mais bien présent, idéal dans un cadre résidentiel comme dans des environnements professionnels.

Lounge ist der ideale Flächenbelag für den Außenbereich. Eine natürlich anmutende Textur, die Strenge und Präzision ausstrahlt. Eine dezente, aber vorhandene Grafik, die sich optimal für den Wohnungs- und Objektbau eignet.



SPA PEARL / STEEL

20 / 21

LOUNGE



FLOOR: LOUNGE Steel 20 MM 60x120

WALL: LOUNGE Pearl 60x120





**SINUOUS AND ABSTRACT.**

Lounge decora con l'essenzialità materica, attraverso un avvolgente comfort e un elegante telaio cromatico fatto di contrasti e forme elegantemente sinuose.

Lounge decorates with tactile simplicity, through an enticing comfort and an elegant web of colour made up of contrasts and elegantly sinuous forms.



Lounge décore avec l'épure de la matière, à travers un confort enveloppant et une trame chromatique raffinée, faite de contrastes et de formes d'une élégante sinuosité.

Lounge schafft durch schlichte Materialität wohnlichen Komfort und verbindet eine feine kontrastreiche Farbpalette mit elegant geschwungenen Formen.







Lounge è la superficie perfetta anche quando si abbina in contrasto cromatico. La sua grafica essenziale disegna continuità materica e si apre verso una spiccata modernità.

Lounge is also the perfect surface when used in contrasting colour schemes. Its simple patterning creates tactile continuity and easily embraces a striking modernity.

Lounge est la surface parfaite, y compris lorsqu'elle est associée à un contraste chromatique. Son graphisme épuré dessine une continuité de matière et s'ouvre à une modernité prononcée.

Lounge ist der perfekte Belag, auch in Kombinationen mit Farbkontrasten. Die schlichte Grafik schafft ein einheitliches Materialthema und eine betont moderne Note.

OUT SHADOW

34 / 35

LOUNGE







## THE MODERN MIX OF SURFACES.


I moduli Fusion, dalla superficie lucida e brillante, si accostano perfettamente alla matericità opaca di Lounge. Le pareti riflettono il fascino delle ceramiche fatte a mano e creano un dialogo perfetto tra modernità e suggestione artigianale.

Fusion modules, with their glossy, bright surface, team up perfectly with the matt, tactile Lounge tiles. The walls reflect the beauty of hand-made ceramics and create a perfect dialogue between modernity and evocations of craftsmanship.

Les modules Fusion, à la surface polie et brillante, s'associent parfaitement à l'opacité des effets de matière de Lounge. Les murs reflètent le charme des céramiques faites à la main et instaurent un dialogue parfait entre modernité et évocation artisanale.

Die Module Fusion mit glänzender Oberfläche fügen sich stimmig zum matten Materialbild von Lounge. Die Wände strahlen den Charme handgefertigter Keramikfliesen aus und schaffen einen gelungenen Dialog zwischen Modernität und handwerklichem Charakter.

# LOUNGE Ivory


**cm. 100x100**  
 inch. 39<sup>3</sup>/<sub>8</sub>x39<sup>3</sup>/<sub>8</sub>

**cm. 80x80**  
 inch. 31<sup>1</sup>/<sub>2</sub>x31<sup>1</sup>/<sub>2</sub>

**cm. 60x120**  
 inch. 23<sup>5</sup>/<sub>8</sub>x47<sup>1</sup>/<sub>4</sub>

**cm. 60x60**  
 inch. 23<sup>5</sup>/<sub>8</sub>x23<sup>5</sup>/<sub>8</sub>

**cm. 30x60**  
 inch. 11<sup>13</sup>/<sub>16</sub>x23<sup>5</sup>/<sub>8</sub>



60x120 - 23<sup>5</sup>/<sub>8</sub>x47<sup>1</sup>/<sub>4</sub>  
**LNG 85RT** Struttura Leaf Ivory

02  
1100



60x120 - 23<sup>5</sup>/<sub>8</sub>x47<sup>1</sup>/<sub>4</sub>  
**LNG 82RT** Ivory Rettificato


02  
1075



100x100 - 39<sup>3</sup>/<sub>8</sub>x39<sup>3</sup>/<sub>8</sub>  
**LNG 108R** Ivory Rettificato

02  
1090

# LOUNGE Earth

TECHNICAL	DIN EN 16165 annex B	DIN EN 16165 annex A	BCR	ANSI DCOF	Deep Abrasion Resistance	MOHS	Recommended Use	Resistance to Staining	ANSI A 137.1
N NATURAL	R10	A+B	DRY > 0.40 WET > 0.40	WET ≥ 0.42	< 175 mm <sup>3</sup>	≥ 5	4	5	 v3



60x120 - 23<sup>5</sup>/<sub>8</sub>x47<sup>1</sup>/<sub>4</sub>  
**LNG 62RT** Earth Rettificato

02  
1075



100x100 - 39<sup>3</sup>/<sub>8</sub>x39<sup>3</sup>/<sub>8</sub>  
**LNG 106R** Earth Rettificato

02  
1090



60x60 - 23<sup>5</sup>/<sub>8</sub>x23<sup>5</sup>/<sub>8</sub>  
**LNG 80RT** Ivory Rettificato

03  
1065



30x30 - 11<sup>13</sup>/<sub>16</sub>x11<sup>13</sup>/<sub>16</sub>  
**LNG 885N** Mos. 5x5 Ivory

10  
3115



30x60 - 11<sup>13</sup>/<sub>16</sub>x23<sup>5</sup>/<sub>8</sub>  
**LNG 86RT** Ivory Rettificato

07  
1035



30x60 - 11<sup>13</sup>/<sub>16</sub>x23<sup>5</sup>/<sub>8</sub>  
**LNG 889N** Muretto Ivory

04  
3130




80x80 - 31<sup>1</sup>/<sub>2</sub>x31<sup>1</sup>/<sub>2</sub>  
**LNG 88RT** Ivory Rettificato

02  
1080



60x60 - 23<sup>5</sup>/<sub>8</sub>x23<sup>5</sup>/<sub>8</sub>  
**LNG 60RT** Earth Rettificato

03  
1065




30x30 - 11<sup>13</sup>/<sub>16</sub>x11<sup>13</sup>/<sub>16</sub>  
**LNG 665N** Mos. 5x5 Earth

10  
3115



30x60 - 11<sup>13</sup>/<sub>16</sub>x23<sup>5</sup>/<sub>8</sub>  
**LNG 66RT** Earth Rettificato

07  
1035



30x60 - 11<sup>13</sup>/<sub>16</sub>x23<sup>5</sup>/<sub>8</sub>  
**LNG 669N** Muretto Earth


04  
3130



80x80 - 31<sup>1</sup>/<sub>2</sub>x31<sup>1</sup>/<sub>2</sub>  
**LNG 68RT** Earth Rettificato

02  
1080

# LOUNGE Pearl


**cm. 100x100**   **cm. 80x80**   **cm. 60x120**   **cm. 60x60**   **cm. 30x60**  
 inch. 39<sup>3</sup>/<sub>8</sub>x39<sup>3</sup>/<sub>8</sub>   inch. 31<sup>1</sup>/<sub>2</sub>x31<sup>1</sup>/<sub>2</sub>   inch. 23<sup>5</sup>/<sub>8</sub>x47<sup>1</sup>/<sub>4</sub>   inch. 23<sup>5</sup>/<sub>8</sub>x23<sup>5</sup>/<sub>8</sub>   inch. 11<sup>13</sup>/<sub>16</sub>x23<sup>5</sup>/<sub>8</sub>



60x120 - 23<sup>5</sup>/<sub>8</sub>x47<sup>1</sup>/<sub>4</sub>  
**LNG 15RT** Strutturata Leaf Pearl 02  
1100



60x120 - 23<sup>5</sup>/<sub>8</sub>x47<sup>1</sup>/<sub>4</sub>  
**LNG 12RT** Pearl Rettificato 02  
1075




100x100 - 39<sup>3</sup>/<sub>8</sub>x39<sup>3</sup>/<sub>8</sub>  
**LNG 101R** Pearl Rettificato 02  
1090



60x60 - 23<sup>5</sup>/<sub>8</sub>x23<sup>5</sup>/<sub>8</sub>  
**LNG 10RT** Pearl Rettificato 03  
1065



30x30 - 11<sup>13</sup>/<sub>16</sub>x11<sup>13</sup>/<sub>16</sub>  
**LNG 115N** Mos. 5x5 Pearl 10  
3115




30x30 - 11<sup>13</sup>/<sub>16</sub>x11<sup>13</sup>/<sub>16</sub>  
**LNG 129N** Mix Cold Pearl/Steel/Shadow 04  
3115



80x80 - 31<sup>1</sup>/<sub>2</sub>x31<sup>1</sup>/<sub>2</sub>  
**LNG 18RT** Pearl Rettificato 02  
1080




30x60 - 11<sup>13</sup>/<sub>16</sub>x23<sup>5</sup>/<sub>8</sub>  
**LNG 16RT** Pearl Rettificato 07  
1035



30x60 - 11<sup>13</sup>/<sub>16</sub>x23<sup>5</sup>/<sub>8</sub>  
**LNG 119N** Muretto Pearl 04  
3130

# LOUNGE Shadow

TECHNICAL	DIN EN 16165 annex B	DIN EN 16165 annex A	BCR	ANSI DCOF	Deep Abrasion Resistance	MOHS	Recommended Use	Resistance to Staining	ANSI A 137.1
N NATURAL	R10	A+B	DRY > 0.40 WET > 0.40	WET ≥ 0.42	< 175 mm <sup>3</sup>	≥ 5	4	5	 v3



60x120 - 23<sup>5</sup>/<sub>8</sub>x47<sup>1</sup>/<sub>4</sub>  
**LNG 95RT** Strutturata Leaf Shadow 02  
1100




60x120 - 23<sup>5</sup>/<sub>8</sub>x47<sup>1</sup>/<sub>4</sub>  
**LNG 92RT** Shadow Rettificato 02  
1075



100x100 - 39<sup>3</sup>/<sub>8</sub>x39<sup>3</sup>/<sub>8</sub>  
**LNG 109R** Shadow Rettificato 02  
1090



60x60 - 23<sup>5</sup>/<sub>8</sub>x23<sup>5</sup>/<sub>8</sub>  
**LNG 90RT** Shadow Rettificato 03  
1065




30x30 - 11<sup>13</sup>/<sub>16</sub>x11<sup>13</sup>/<sub>16</sub>  
**LNG 995N** Mos. 5x5 Shadow 10  
3115



30x30 - 11<sup>13</sup>/<sub>16</sub>x11<sup>13</sup>/<sub>16</sub>  
**LNG 129N** Mix Cold Pearl/Steel/Shadow 04  
3115



30x60 - 11<sup>13</sup>/<sub>16</sub>x23<sup>5</sup>/<sub>8</sub>  
**LNG 96RT** Shadow Rettificato 07  
1035




30x60 - 11<sup>13</sup>/<sub>16</sub>x23<sup>5</sup>/<sub>8</sub>  
**LNG 999N** Muretto Shadow 04  
3130



80x80 - 31<sup>1</sup>/<sub>2</sub>x31<sup>1</sup>/<sub>2</sub>  
**LNG 98RT** Shadow Rettificato 02  
1080

# LOUNGE Steel


**cm. 100x100**  
 inch. 39<sup>3</sup>/<sub>8</sub>x39<sup>3</sup>/<sub>8</sub>


**cm. 80x80**  
 inch. 31<sup>1</sup>/<sub>2</sub>x31<sup>1</sup>/<sub>2</sub>

**cm. 60x120**  
 inch. 23<sup>5</sup>/<sub>8</sub>x47<sup>1</sup>/<sub>4</sub>

**cm. 60x60**  
 inch. 23<sup>5</sup>/<sub>8</sub>x23<sup>5</sup>/<sub>8</sub>

**cm. 30x60**  
 inch. 11<sup>13</sup>/<sub>16</sub>x23<sup>5</sup>/<sub>8</sub>

# LOUNGE Cementine/Déco

TECHNICAL	DIN EN 16165 annex B	DIN EN 16165 annex A	BCR	ANSI DCOF	Deep Abrasion Resistance	MOHS	Recommended Use	Resistance to Staining	ANSI A 137.1
N NATURAL	R10	A+B	DRY > 0.40 WET > 0.40	WET ≥ 0.42	< 175 mm <sup>3</sup>	≥ 5	4	5	 v3



60x120 - 23<sup>5</sup>/<sub>8</sub>x47<sup>1</sup>/<sub>4</sub>  
LNG 22RT Steel Rettificato

02  
1075



100x100 - 39<sup>3</sup>/<sub>8</sub>x39<sup>3</sup>/<sub>8</sub>  
LNG 102R Steel Rettificato

02  
1090




20x20 - 7<sup>7</sup>/<sub>8</sub>x7<sup>7</sup>/<sub>8</sub>  
DEC 360K Déco Ocean

27  
1105




60x60 - 23<sup>5</sup>/<sub>8</sub>x23<sup>5</sup>/<sub>8</sub>  
LNG 20RT Steel Rettificato

03  
1065



30x30 - 11<sup>13</sup>/<sub>16</sub>x11<sup>13</sup>/<sub>16</sub>  
LNG 225N Mos. 5x5 Steel

10  
3115



30x30 - 11<sup>13</sup>/<sub>16</sub>x11<sup>13</sup>/<sub>16</sub>  
LNG 129N Mix Cold  
Pearl/Steel/Shadow

04  
3115




80x80 - 31<sup>1</sup>/<sub>2</sub>x31<sup>1</sup>/<sub>2</sub>  
LNG 28RT Steel Rettificato

02  
1080



30x60 - 11<sup>13</sup>/<sub>16</sub>x23<sup>5</sup>/<sub>8</sub>  
LNG 26RT Steel Rettificato

07  
1035



30x60 - 11<sup>13</sup>/<sub>16</sub>x23<sup>5</sup>/<sub>8</sub>  
LNG 229N Muretto Steel

04  
3130




20x20 - 7<sup>7</sup>/<sub>8</sub>x7<sup>7</sup>/<sub>8</sub>  
LNG 100K Cementine Geo

27  
1105



# LOUNGE 20 MM


 **cm. 100x100**  
 inch. 39<sup>3</sup>/<sub>8</sub>x39<sup>3</sup>/<sub>8</sub>

**cm. 80x80**  
 inch. 31<sup>1</sup>/<sub>2</sub>x31<sup>1</sup>/<sub>2</sub>

**cm. 60x120**  
 inch. 23<sup>5</sup>/<sub>8</sub>x47<sup>1</sup>/<sub>4</sub>

**cm. 60x90**  
 inch. 23<sup>5</sup>/<sub>8</sub>x35<sup>7</sup>/<sub>16</sub>

**cm. 60x60**  
 inch. 23<sup>5</sup>/<sub>8</sub>x23<sup>5</sup>/<sub>8</sub>

 **cm. 80x80**  
 inch. 31<sup>1</sup>/<sub>2</sub>x31<sup>1</sup>/<sub>2</sub>

**cm. 40x80**  
 inch. 15<sup>3</sup>/<sub>4</sub>x31<sup>1</sup>/<sub>2</sub>

**cm. 60x60**  
 inch. 23<sup>5</sup>/<sub>8</sub>x23<sup>5</sup>/<sub>8</sub>



Steel



3cm



Pearl




Shadow




Earth

OUT WALK

Porcelain slabs

TECHNICAL	DIN EN 16165 annex B	DIN EN 16165 annex A	BCR	ANSI DCOF	Deep Abrasion Resistance	MOHS	Recommended Use	Resistance to Staining	ANSI A 137.1
OUT WALK 20 MM	R11	A+B+C	DRY > 0.40 WET > 0.40	WET ≥ 0.42	< 130 mm <sup>3</sup>	≥ 8	5	5	
OUT WALK 30 MM	R11	A+B+C	DRY > 0.40 WET > 0.40	WET ≥ 0.42	< 130 mm <sup>3</sup>	≥ 8	5	5	V3



20 MM

30 MM

COLOR	60x120 23 <sup>5</sup> / <sub>8</sub> x47 <sup>1</sup> / <sub>4</sub>	100x100 39 <sup>3</sup> / <sub>8</sub> x39 <sup>3</sup> / <sub>8</sub>	60x90 23 <sup>5</sup> / <sub>8</sub> x35 <sup>7</sup> / <sub>16</sub>	80x80 31 <sup>1</sup> / <sub>2</sub> x31 <sup>1</sup> / <sub>2</sub>	60x60 23 <sup>5</sup> / <sub>8</sub> x23 <sup>5</sup> / <sub>8</sub>	Multisize	80x80 31 <sup>1</sup> / <sub>2</sub> x31 <sup>1</sup> / <sub>2</sub>	40x80 31 <sup>1</sup> / <sub>2</sub> x31 <sup>1</sup> / <sub>2</sub>	60x60 23 <sup>5</sup> / <sub>8</sub> x23 <sup>5</sup> / <sub>8</sub>
Pearl	LNG 162R	LNG 121R	LNG 169R	LNG 17RT	LNG 110R	LNG M133	-	-	-
Steel	LNG 262R	LNG 122R	LNG 269R	LNG 27RT	LNG 120R	LNG M233	LNG 288R	LNG 248R	LNG 260R
Shadow	LNG 962R	LNG 129R	LNG 969R	LNG 97RT	LNG 190R	LNG M933	-	-	-
Earth	LNG 662R	-	LNG 669R	LNG 67RT	LNG 160R	LNG M633	-	-	-

CODICE	DESCRIZIONE	FP
LNG M121	Gradino Monografico 1 33x120	01 680
LNG M122	Gradino Monografico DX/SX 33x120	01 681
LNG M123	Gradino Monografico 3 33x120	01 682
LNG A12	Angolo Monografico SX/DX 33x120	1+1 683
LNG L1217	Gradino L17 30x120x17	01 681
LNG LA27	Angolo L17 SX/DX 30x120x17	1+1 682
LNG L1265	Gradino Elle 30x120x6,5	01 676
LNG LA12	Angolo Elle SX/DX 30x120x6,5	1+1 678
LNG L1065	Gradino Elle 30x100x6,5	01 674
LNG LA10	Angolo Elle SX/DX 30x100x6,5	1+1 676
LNG L9065	Gradino Elle 30x90x6,5	02 664
LNG LA90	Angolo Elle SX/DX 30x90x6,5	1+1 667
LNG L8065	Gradino Elle 30x80x6,5	02 664
LNG LA80	Angolo Elle SX/DX 30x80x6,5	1+1 676
LNG T120	Toro Gradino 30x120	01 656
LNG TA12	Toro Angolo SX/DX 30x120	1+1 665
LNG T102	Toro Gradino 32x100	01 650
LNG TA10	Toro Angolo SX/DX 32x100	1+1 664
LNG T900	Toro Gradino 30x90	02 640
LNG TA90	Toro Angolo SX/DX 30x90	1+1 662
LNG T804	Toro Gradino 40x80	02 640
LNG TA80	Toro Angolo SX/DX 40x80	1+1 654
LNG T600	Toro Gradino 30x60	02 518
LNG TA60	Toro Angolo SX/DX 30x60	1+1 627
LNG R101	Gradino Costa Retta 32x100	01 664
LNG R81	Gradino Costa Retta 40x80	02 645
LNG R61	Gradino Costa Retta 30x60	02 607
LNG RA101	Angolo Arrotondato Costa Retta 100x100	01 681
LNG TA101	Angolo Arrotondato Toro 100x100	01 685
LNG RA81	Angolo Arrotondato Costa Retta 80x80	01 670
LNG TA81	Angolo Arrotondato Toro 80x80	01 678
LNG RA61	Angolo Arrotondato Costa Retta 60x60	01 664
LNG TA61	Angolo Arrotondato Toro 60x60	01 672
LNG G260	Griglia 20x60	02 590
LNG G250	Griglia 20x50	02 590
LNG G280	Griglia 20x80	02 610
LNG GA260	Griglia Angolo SX/DX 20x60	1+1 610
LNG GA250	Griglia Angolo SX/DX 20x50	1+1 610
LNG GA280	Griglia Angolo SX/DX 20x80	1+1 625

The International reference standards:  
ISO - ASTM  
**NATURALE**

Characteristics and Test methods	Requirements EN 14411 <sup>(1)</sup> - G / ISO 13006 <sup>(2)</sup> - G	Our general values
Determination of water absorption - (ISO 10545-3)	Average value E <sub>s</sub> ≤ 0.5 % / Individual maximum 0.6%	≤ 0.06 %
Classification	Definition § 3.2 and § 3.7	Average values and individual maximum B <sub>1</sub> – Porcelain tiles
		<b>Physical properties</b>
Modulus of rupture - (ISO 10545-4)	Average ≥ 35 N/mm <sup>2</sup>	≥ 35 N/mm <sup>2</sup>
Breaking strength - (ISO 10545-4)	Average ≥ 1300 N for thickness ≥ 7.5 mm Average ≥ 700 N for thickness < 7.5 mm	Complies
Resistance to deep abrasion - (ISO 10545-6)	Max volume abraded ≤ 175 mm <sup>3</sup>	< 175 mm <sup>3</sup>
Resistance to surface abrasion - (ISO 10545-7)	Abrasion class and cycles passed	Class 0 - 5
Recommended use	Novabell criterion	Class 4 (see Annex N - ISO 13006 / EN 14411)
Coefficient of linear thermal expansion - (ISO 10545-8)	Declared value <sup>(1)</sup> / Test method available <sup>(2)</sup>	< 7.1 x 10 <sup>-6</sup> °C <sup>-1</sup>
Thermal shock resistance - (ISO 10545-9)	Pass according to EN ISO 10545-11 <sup>(1)</sup> / Test method available <sup>(2)</sup>	Complies
Crazing resistance - (ISO 10545-11)	Pass according to EN ISO 10545-11 <sup>(1)</sup> / Required <sup>(2)</sup>	Complies
Frost resistance - (ISO 10545-12)	Pass according to EN ISO 10545-11 <sup>(1)</sup> / Required <sup>(2)</sup>	Complies
Moisture expansion - (ISO 10545-10)	Declared value <sup>(1)</sup> / Test method available <sup>(2)</sup>	≤ 0.2 mm/m
Small colour differences - (ISO 10545-16)	ΔE <sub>cmc</sub> < 0.75 <sup>(1)</sup>	if agreed
Impact resistance - (ISO 10545-5)	Declared value <sup>(1)</sup> / Test method available <sup>(2)</sup>	COR > 0.75
Reaction to fire	Class A1 or A1 <sub>FL</sub> <sup>(1)</sup>	A1 / A1 <sub>FL</sub> (Classified Without Testing (CWT) - 96/603 EC)
Mohs hardness scale - (ex EN 101 / BS 6431-13)	-	≥ 5
		<b>Chemical properties</b>
Chemical resistance - (GL) (ISO 10545-13): • Resistance to low and high concentrations of acids and alkalis • Resistance to household chemicals and swimming pool salts	Declared value <sup>(1)</sup> / Manufacturer is to state classification <sup>(2)</sup> Minimum class B	Resistant (see "Maintenance and care" section) A
Resistance to staining - (ISO 10545-14)	Minimum class 3	5
Release of dangerous substances - (ISO 10545-15)	Declared value <sup>(1)</sup> / Test method available <sup>(2)</sup>	-
Dimensions - (ISO 10545-2)	See ANNEX G	-
Surface quality - (ISO 10545-2 § 7)	A minimum of 95% of the tiles shall be free from defects that would impair the appearance of a major tiles	-
Determination of anti-slip properties – Workrooms and fields of activities with raised slip danger, walking method- Ramp test (DIN 51130) – Germany	BGR / ASR	From R9 to R11
Determination of anti-slip properties. Wet-loaded barefoot areas – Walking method –	GUW-I 8527	A-B-C
Ramp test (DIN 51097) - Germany	-	-
Dynamic Coefficient Friction wet and dry condition (BCR – ex BCRA) Italy	DM n. 236 / 1989	μ ≥ 0.40

The International reference standards:  
ANSI - ASTM  
**NATURALE**

Characteristics and Test methods	Requirements ANSI A 137.1	Our general values
Determination of water absorption - (ASTM C 373)	Average value E <sub>s</sub> ≤ 0.5 %	Average value ≤ 0.06%
Classification	Definition § 3.0	Porcelain tiles
		<b>Physical properties</b>
Breaking strength - (ASTM C 648)	Average ≥ 250 lbf (1.11 kN) Individual ≥ 225 lbf (1.00 kN)	Complies
Visible abrasion - (ASTM C 1027)	As reported	Class 0 - 5
Recommended use	Novabell criterion (see Annex N - ISO 13006 / EN 14411)	Class 4
Thermal shock resistance - (ASTM C 428)	Pass	Complies
Crazing resistance - (ASTM C 424)	Pass	Complies
Resistance to freeze/thaw cycling - (ASTM C 1026)	As reported	Resistant
Bond strength - (ASTM C 482)	≥ 50 psi (0.34 MPa)	> 1 MPa
Color Uniformity - (ASTM C 609 and ANSI A 137.1 Section 9.3) <sup>(2)</sup>	V0 – 3 Juds	See the specific section
Mohs hardness scale - (ex EN 101 / BS 6431-13)	-	≥ 5
		<b>Chemical properties</b>
Chemical resistance - (ASTM C 650)	As reported	Resistant
Stain resistance - (ASTM C 1378)	As reported	Resistant
		<b>Dimensions - Calibrated tiles</b>
Dimensions - (ASTM C 499) - (ASTM C 485) - (ASTM C 502)	See ANSI A 137.1 - Tab.10	Complies
		<b>Dimensions - Rectified tiles</b>
Dimensions - (ASTM C 499) - (ASTM C 485) - (ASTM C 502)	See ANSI A 137.1 - Tab.10	Complies
		<b>Slipperiness</b>
DCOF Resistance (ANSI A 137.1 Section 9.6)	≥ 0.42 <sup>(1)</sup>	DCOF ≥ 0.42

(1) For level interior spaces expected to be walked upon when wet (2) For V0 tiles only

La tabella in italiano con i dati tecnici è scaricabile su [www.novabell.it](http://www.novabell.it)

Si vous le souhaitez, téléchargez le tableau contenant les données techniques en français en allant sur [www.novabell.it](http://www.novabell.it)

The English language technical specification for each collection can be downloaded from [www.novabell.it](http://www.novabell.it)

Die Tabelle in deutscher Sprache kann auf [www.novabell.it](http://www.novabell.it) heruntergeladen werden.



**LOUNGE  
NATURALE**

Utilizzare il QR CODE per scaricare le schede tecniche  
Use the QR CODE to download data sheets



**LOUNGE  
20 MM**

Veuillez utiliser le QR CODE pour télécharger les fiches techniques  
QR CODE benutzen um die technische datenblätter runter zu laden



**LOUNGE  
30 MM**

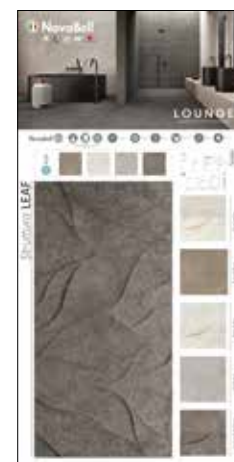
OUT WALK TECHNICAL DATA 20 MM	Bending Strength EN 13396 ≥ U11 (for square slabs)	Water Absorption ≤ 0,03%	DIN EN 16165 annex B R11	DIN EN 16165 annex A A+B+C	BS 7976 Pendulum Tester Average Values wet ≥ 50 dry ≥ 55	MOHS ≥ 8	Modulus of Rupture ≥ 50 N/mm <sup>2</sup>	Breaking Strength (for square slabs) ≥ 12.000 N	Compressive Strength ≥ 200 N/mm <sup>2</sup>
Resistance to Staining 5	Resistance to household chemicals and swimming pool salts A	Frost Resistance Complies	Thermal Shock Resistant	Color Resistance UV Light Resistant		Reaction to Fire A1FL	≥ 500 kg/cm <sup>2</sup> ≥ 7,500 psi	≥ 1.200 kg ≥ 2,700 lbs	≥ 2.000 kg/cm <sup>2</sup> ≥ 29,000 psi

	SCATOLA / BOX			PALLET			▽
	pz	m2	kg	box	m2	kg	
100x100	2	2,000	40,4	20	40,000	806	9
80x80	2	1,280	26,2	40	51,200	1050	9
60x120	2	1,440	29,9	32	46,080	957	9
60x120 Struttura	2	1,440	30,9	28	40,320	865	9
60x60	3	1,080	21,5	40	43,200	860	9
30x60	7	1,260	24,4	40	50,400	977	9
20x20	27	1,080	25,0	34	37,720	849	9
60x120	1	0,720	31,5	32	23,040	1008	20
60x90	1	0,540	23,3	48	25,920	1118	20
100x100	1	1,000	43,3	21	21,000	909	20
80x80	1	0,640	28,0	40	25,600	1120	20
60x60	2	0,720	31,4	32	23,040	1005	20
Modulo 3 formati	1 cp.	1,620	71,7	14 cp.	22,680	1004	20
80x80	1	0,640	45,2	24	15,360	1085	30
40x80	2	0,640	45,2	24	15,360	1085	30
60x60	2	0,640	49,3	22	15,840	1085	30

**MERCHANDISING**



PG LNG F1



PG LNG F2



PG LNG FT



SCA-LNG



SCA LNG22

**LEED® CERTIFICATION COMPLIANT**  
LOUNGE E' UN PRODOTTO CON PARTICOLARI CARATTERISTICHE DI ECOSOSTENIBILITA', CHE CONTRIBUISCE ALL'OTTENIMENTO DEI CREDITI PER LA CERTIFICAZIONE LEED (LEADERSHIP IN ENERGY AND ENVIROMENTAL DESIGN).

LOUNGE IS A PRODUCT WITH PARTICULAR ENVIRONMENTAL SUSTAINABILITY CHARACTERISTICS, THAT HELPS IN OBTAINING POINTS FOR LEED (LEADERSHIP IN ENERGY AND ENVIRONMENTAL DESIGN) CERTIFICATION.

LOUNGE IST EIN AUSGESPROCHEN UMWELTFREUNDLICHES PRODUKT, DAS ZUM ERREICHEN DER PUNKTE FÜR DIE ZERTIFIZIERUNG NACH LEED (LEADERSHIP IN ENERGY AND ENVIRONMENTAL DESIGN) BEITRÄGT.

LA SERIE LOUNGE PRESENTE DE CARACTERISTIQUES SPECIFIQUES DE DEVELOPPEMENT DURABLE; ELLE CONTRIBUS A OBTENIR DE CREDITS POUR LA CERTIFICATION LEED (LEADERSHIP IN ENERGY AND ENVIROMENTAL DESIGN).



CAT-LNG



NOVABELL SpA CERAMICHE ITALIANE  
via Molino, 1 - 42014 Roteglia (RE), Italia  
T +39 0536 86 11 11 - F +39 0536 85 12 05  
info@novabell.it - export@novabell.it  
www.novabell.it

